



Wishaw Rise, Lemington, Newcastle upon Tyne,
NE15 7LL

Price Guide: £100,000

TWO DOUBLE BEDROOM HOME IN POPULAR LOCATION
AVAILABLE WITH NO UPPER CHAIN

Wishaw Rise, Lemington, Newcastle upon Tyne, NE15 7LL

Lounge 4.89m (into alcove) x 3.47m (16'1" x 11'5")

UPVC double glazed windows to front elevation, laminate flooring, central heating radiator, electric fire.



Breakfast room/ kitchen 5.73m x 2.62m (18'10" x 8'7")

A selection of wall and base units with complementing roll top work surfaces, one and a half drainer stainless steel sink, electric oven and hob with extractor hood over, tiled splash backs, combination boiler, storage cupboard, integrated dish washer, plumbed for washing machine. UPVC double glazed window to rear elevation.

Conservatory 2.43m x 3.22m (7'12" x 10'7")

UPVC double glazed windows to rear and side elevations. Access to garden via UPVC door to side elevation.

Stairs to First Floor Landing

UPVC double glazed window to side elevation.



Bedroom One 4.94m (into alcove) x 3.30m (16'2" x 10'10")

UPVC double glazed windows to front elevation, central heating radiator, fitted wardrobes with sliding doors.

Bedroom Two 3.19m x 2.82m (10'6" x 9'3")

UPVC double glazed window to rear elevation, double central heating radiator, laminate flooring.

Family Bathroom

A three piece white bathroom suite comprises: low level WC, pedestal wash basin and P shaped bath with shower over bath via mixer tap. Heated towel rail, tiled walls, central heating radiator. Frosted UPVC double glazed windows to side elevation.

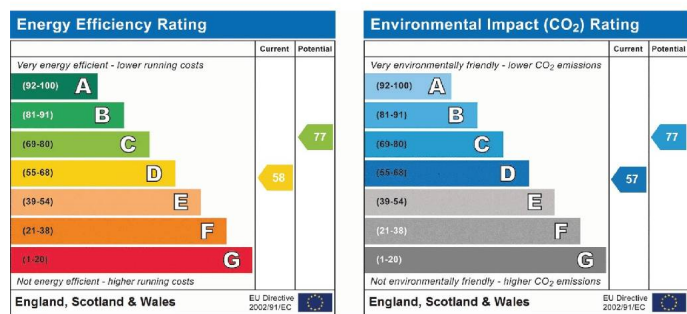


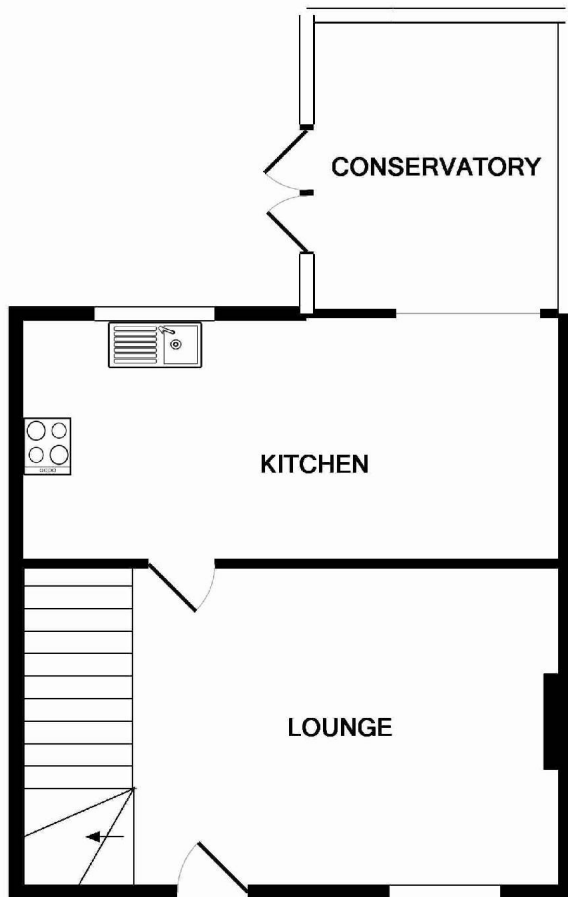
External

To the front elevation there is off street parking via driveway. To the rear elevation there is an enclosed garden with decked patio and gravel areas.

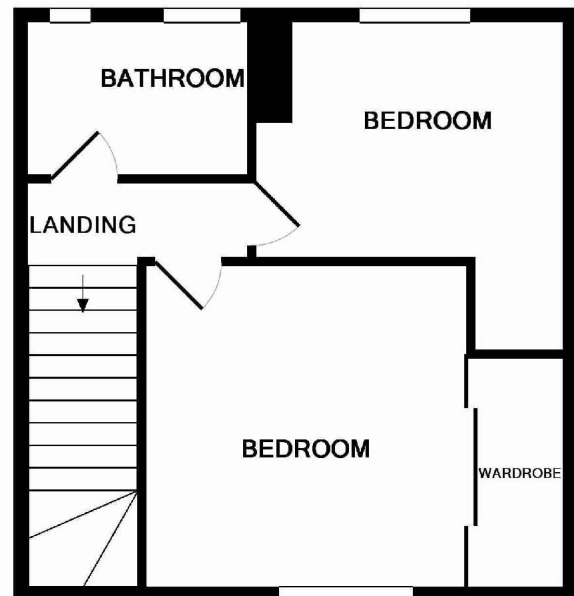


A well presented TWO BEDROOM semi detached house situated on Wishaw Rise, Lemington. The property is located in a desirable area close to local amenities. The property briefly comprises: lounge, MODERN kitchen/breakfast room, CONSERVATORY, family bathroom and two double bedrooms. Externally there is OFF STREET PARKING via a large driveway to front. To the rear of the property there is a private enclosed garden which is not over looked. The property has GAS CENTRAL HEATING via combination boiler, off street parking, spacious bedrooms and UPVC DOUBLE GLAZED WINDOWS AND DOORS. The property must be VIEWED to appreciate the accommodation on offer.





GROUND FLOOR



1ST FLOOR

Whilst every attempt has been made to ensure the accuracy of the floor plan contained here, measurements of doors, windows, rooms and any other items are approximate and no responsibility is taken for any error, omission, or mis-statement. This plan is for illustrative purposes only and should be used as such by any prospective purchaser. The services, systems and appliances shown have not been tested and no guarantee as to their operability or efficiency can be given
Made with Metropix ©2016

DISCLOSURE These details are intended to give a fair description only and their accuracy cannot be guaranteed nor are any floor plans (if included) exactly to scale. These details do not constitute part of any offer or contract. Intended purchasers are advised to recheck all measurements before committing to any expense and to verify the legal title of the property from their legal representative. Northwood have not tested any apparatus, equipment, fixtures or services so cannot confirm that they are in working order and the property is sold on this basis. XXXX Printed by Ravensworth 01670 713330