



## Harvest Grove, Bloxwich

Walsall, WS3 3JY

£175,000





An immaculate modern semi detached property with a fully fitted kitchen packed with inter grated white goods, lounge, air conditioned conservatory, downstairs wc and a family bathroom. The property is fully double glazed with central heating and also has two workshops, off road parking for several cars and front and rear gardens

THE PROPERTY IS IN IMMACULATE CONDITION AND IS A GREAT OPPORTUNITY TO PURCHASE A BEAUTIFUL HOME

### Entrance Hall

Tiled flooring, alarm point, wall mounted central heating radiator, door to downstairs wc and door to front elevation

### Downstairs wc

Low level wc, hand basin with mixer tap and upvc double glazed window to front.

### Lounge

12'7 x 12'5 (3.84m x 3.78m)



French upvc double glazed doors leading onto the conservatory, wall mounted central heating radiator, and stairs leading to first floor landing

### Kitchen/Breakfast Room

13'4 x 26'6 (4.06m x 8.08m)



Fully fitted kitchen with a wealth of matching wall and base units incorporating matching work surfaces and tiled splash backs, integrated washing machine/dryer, fridge freezer, dishwasher and extractor hood, gas cooker point, sink and drainer with mixer taps, tiled flooring, upvc double glazed window to front elevation and intergrated spotlights

### Conservatory

11'3 x 9'8 (3.43m x 2.95m)



Part brick part upvc double glazed construction with tiled flooring, double french doors to side and inter grated air conditioning system and underfloor heating

### First Floor landing

Loft Access and wall mounted central heating radiator

### Bedroom One

12'6 x 8'01 (3.81m x 2.46m)



Upvc double glazed window to year, wall mounted central heating, built in wardrobes.

## Bedroom Two

12'6 x 7'4 (3.81m x 2.24m )



Upvc double glazed window to front and wall mounted central heating

## Bathroom




White three piece suite comprising of panelled bath incorporating shower system, low level wc and pedestal wash hand basin , upvc double glazed window to side, heated towel rail, tiled flooring and built in airing cupboard.

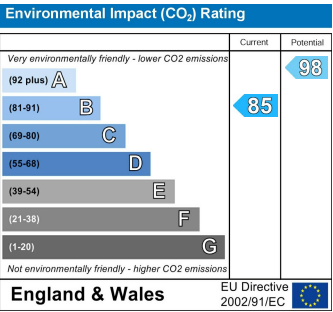
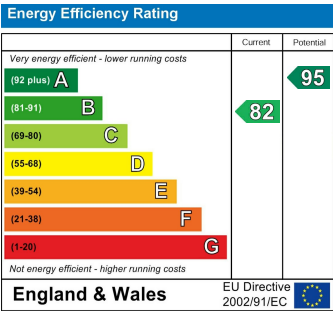
## Front Gardens

Pathway leading to front door and concrete driveway allowing parking for several cars and access to up and over door giving access to 3/4 sized garage

## Rear Garden



Fully enclosed with manicured gardens, which are mainly laid lawn and patio with various flower and shrub borders , there is also a secure powered workshop to the rear.



t: 01922711444 e: [bloxwich@goodchilds-uk.com](mailto:bloxwich@goodchilds-uk.com)

[www.goodchilds-uk.com](http://www.goodchilds-uk.com)