


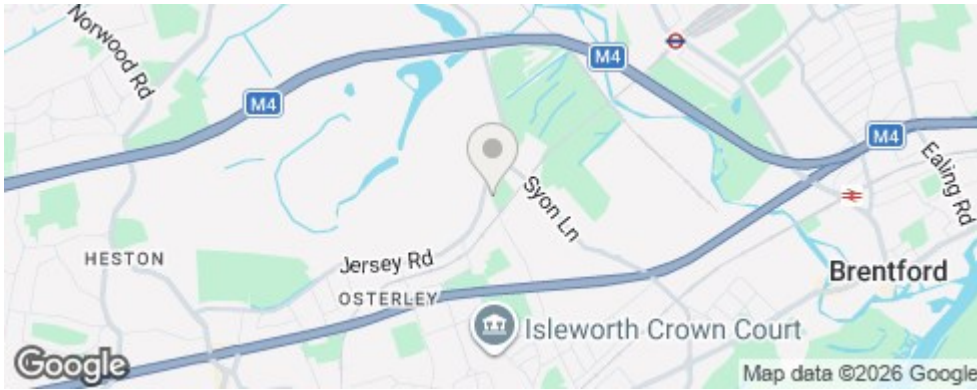
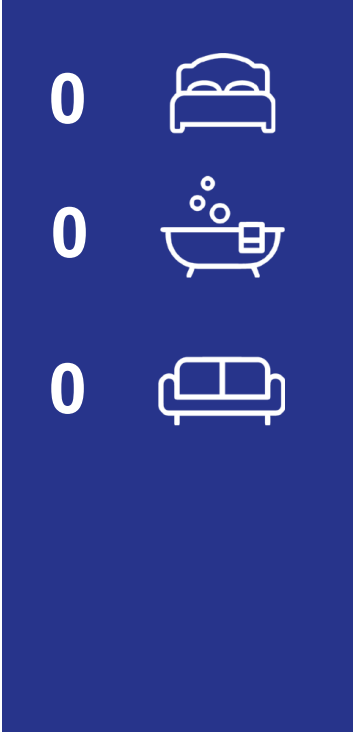
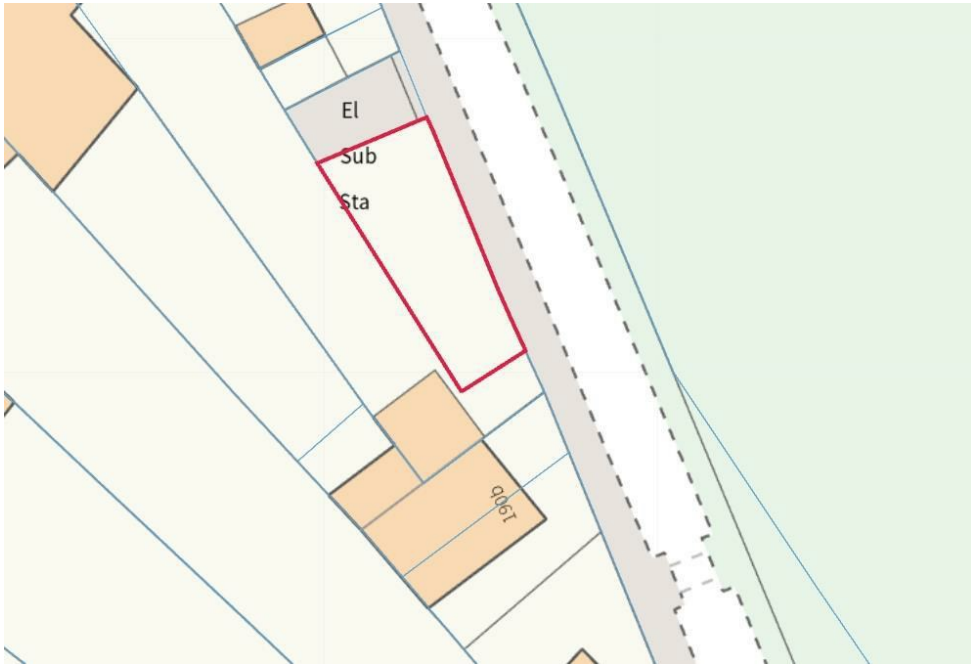
PRICE ON APPLICATION

£250,000

Wood Lane

Isleworth, TW7 5EH





Energy Efficiency Rating		Current	Potential
Very energy efficient - lower running costs			
(92 plus) A			
(81-91) B			
(69-80) C			
(55-68) D			
(39-54) E			
(21-38) F			
(1-20) G			
Not energy efficient - higher running costs			
England & Wales		EU Directive 2002/91/EC	



Agents Note: Whilst every care has been taken to prepare these particulars, they are for guidance purposes only. All measurements are approximate and are for general guidance purposes only and whilst every care has been taken to ensure their accuracy, they should not be relied upon and potential buyers/tenants are advised to recheck the measurements

<p>Shaw & Co ESTATE AGENTS</p>	<p>OFFICE ADDRESS 10 Central Parade New Heston Road Heston Middlesex TW5 0LH</p>	<p>OFFICE DETAILS 02085707258 newhomes@shawandcoestates.co https://www.shawandcoestates.com</p>
---	---	---