

bridgfords

2022

What's
the big
picture in

Manchester Property?

“Hello!”



CHRIS ROSINDALE
National Operations
Director for Countrywide

I'd like to welcome you to your Manchester Market Insight Report.

As a seller, it's important to understand what's happening in your local area and also what buyers are looking for from their property purchases. In this guide you'll find all the essential information on the housing market performance in Manchester, plus handy tidbits of information on local streets and home hunters in your area.

I hope you find this guide useful. Happy reading.

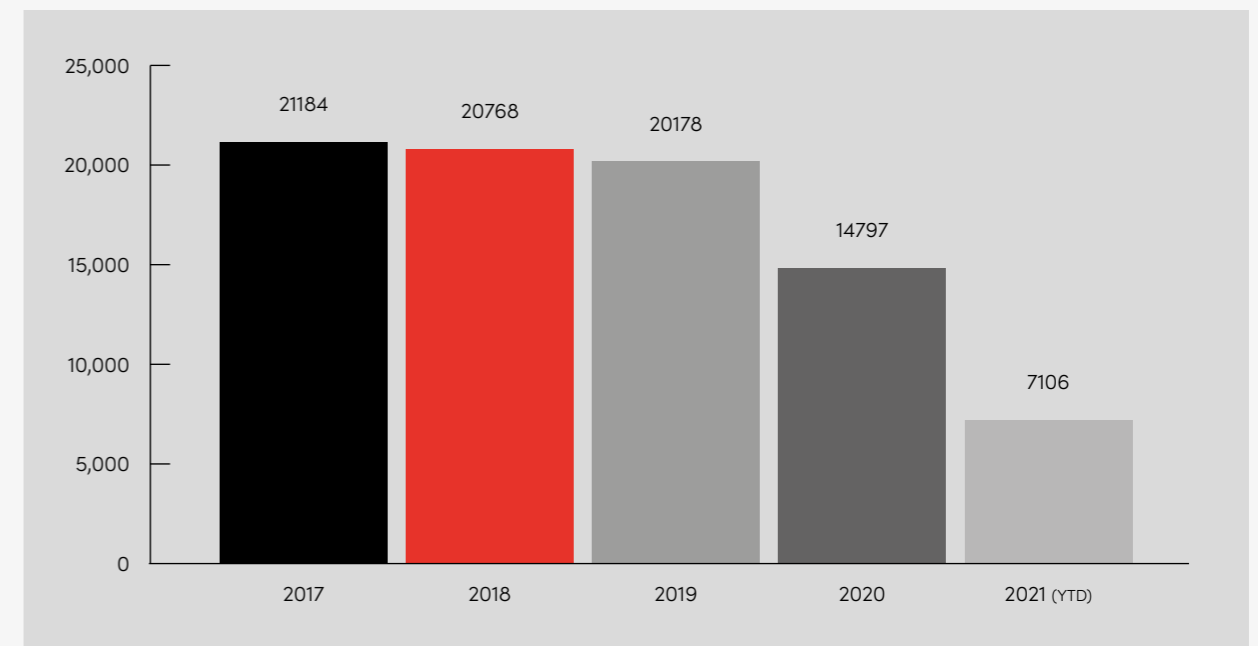


To succeed in property, you need to arm yourself with the right knowledge and work with the best people. Let's start with...

Let's start with local house prices*...

Detached	Semi-detached	Terraced	Flat / Maisonette
£326,300 Average sold price	£225,000 Average sold price	£160,000 Average sold price	£160,000 Average sold price

and year-on-year sales*...



Has your Manchester home increased in value?



*Source: Zoopla Advantage In Your Area (2022)
<https://advantage.zpg.co.uk/in-your-area/>

Best value street...

**Barnhill Street,
M14 4SY***

Barnhill Street is currently the cheapest street in Manchester, with an average price paid of **£30,000**

Most expensive street...

**Chatsworth Road,
Worsley M28 2GH***

Chatsworth Road, Worsley is the most expensive street in Manchester, with an average price paid of **£1,375,400**

*Source: Zoopla Sold House Prices (2022)
<https://www.zoopla.co.uk/house-prices>

Just **23** days
(Average time it takes to sell in Manchester)

Keppel Road
£625,000



Northumberland Road
£140,000



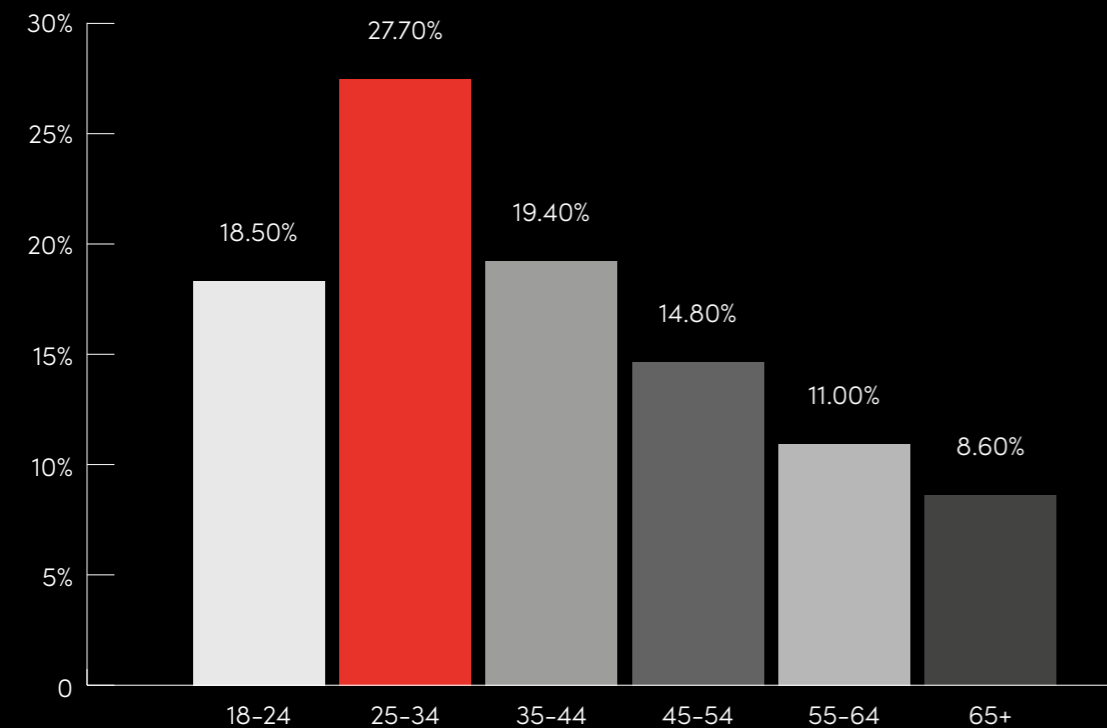
The price is right

Homes are selling quickly in your area. Here are some that have recently sold, at different budgets...

What are local house hunters looking for?

What's the average age of house hunters in your area?

The most common age of house hunters in Manchester is between **25-34** years old and the most popular property type currently is a **2 bed flat**.



Source: Zoopla Advantage In Your Area (2022)
<https://advantage.zpg.co.uk/in-your-area/>

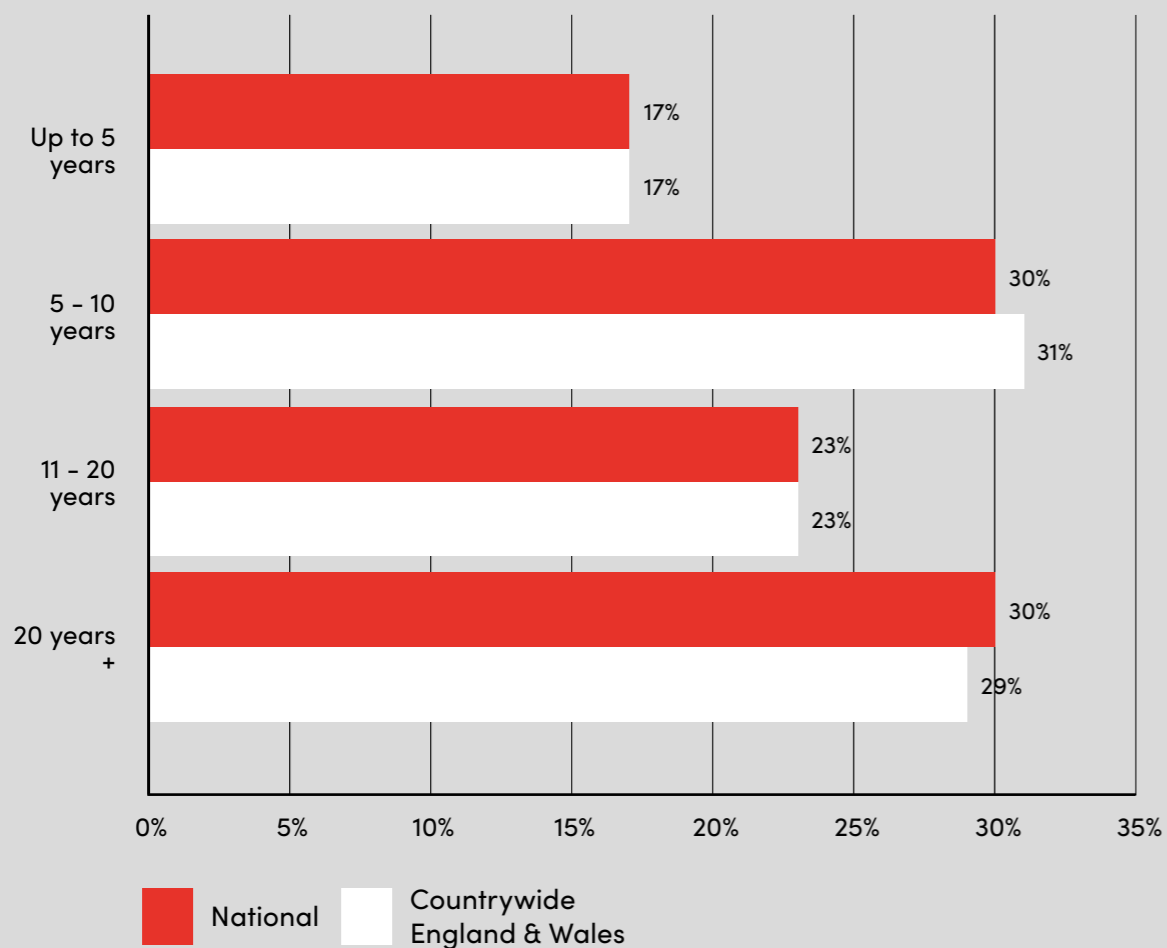
What's the most important property feature for local buyers?



	Most Important	Quite Important	Less Important
A garden	62%	31%	7%
Annexe/outbuildings	23%	49%	28%
Office space/ space to work from home	37%	34%	29%
Broadband speed	37%	55%	8%
Close to amenities e.g. restaurants, pubs, shops	33%	55%	12%
Rural location	25%	50%	25%
Larger property	45%	35%	20%
Smaller property	15%	34%	51%
Closer to friends and family	33%	50%	17%
Local community	39%	53%	8%
Shorter commute to work	18%	47%	35%
Ability to avoid public transport when travelling to work	13%	53%	34%
Pet friendly	27%	40%	33%
Affordability (less financial pressure)	44%	46%	10%

Source: Property Academy Home Moving Trends Survey 2021.
 Unauthorised reproduction, citation, or distribution prohibited.

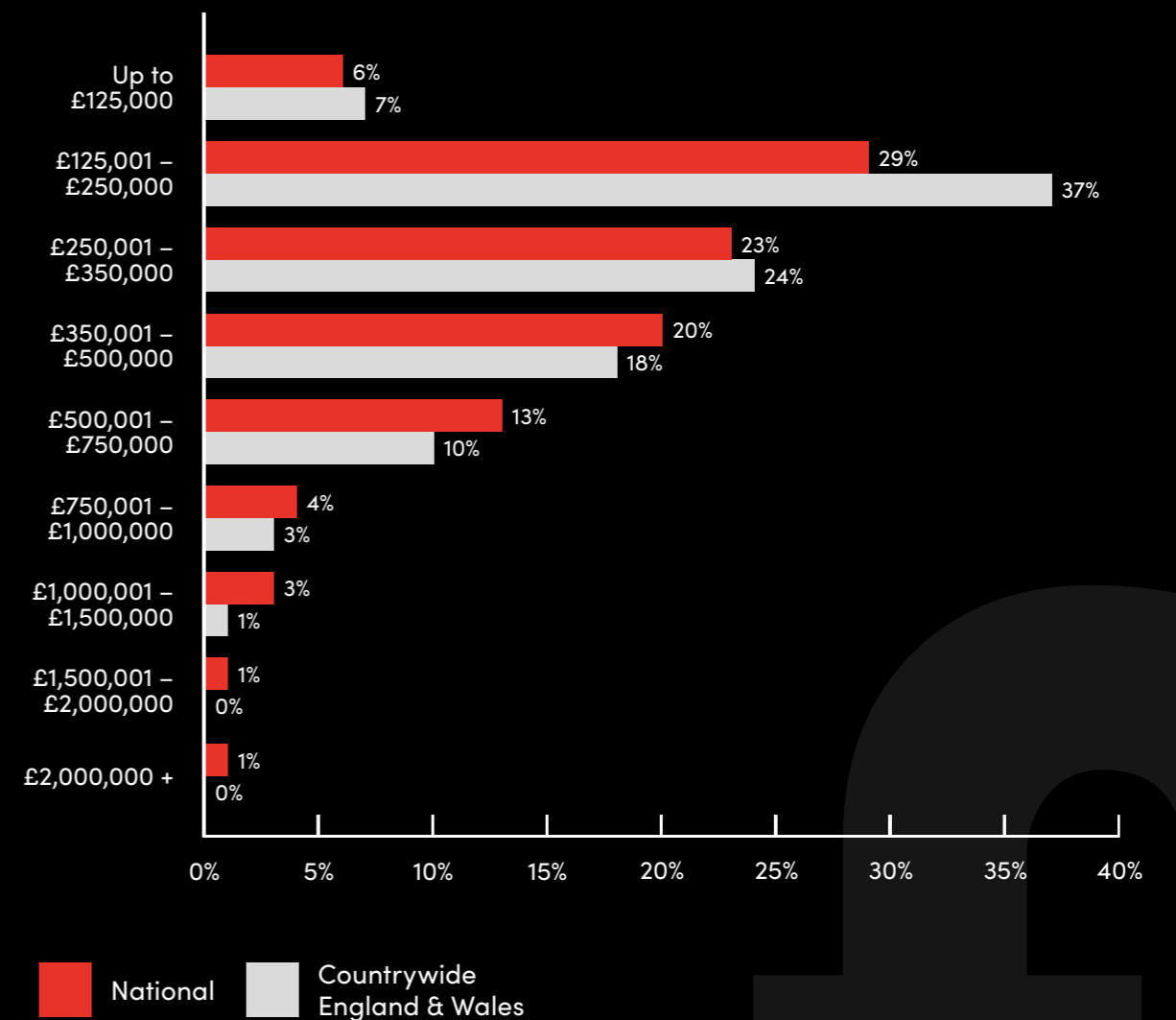
How long do buyers imagine living in their property for?



Source: Property Academy Home Moving Trends Survey 2021. Unauthorised reproduction, citation, or distribution prohibited.



How much would buyers be looking to spend on a property?



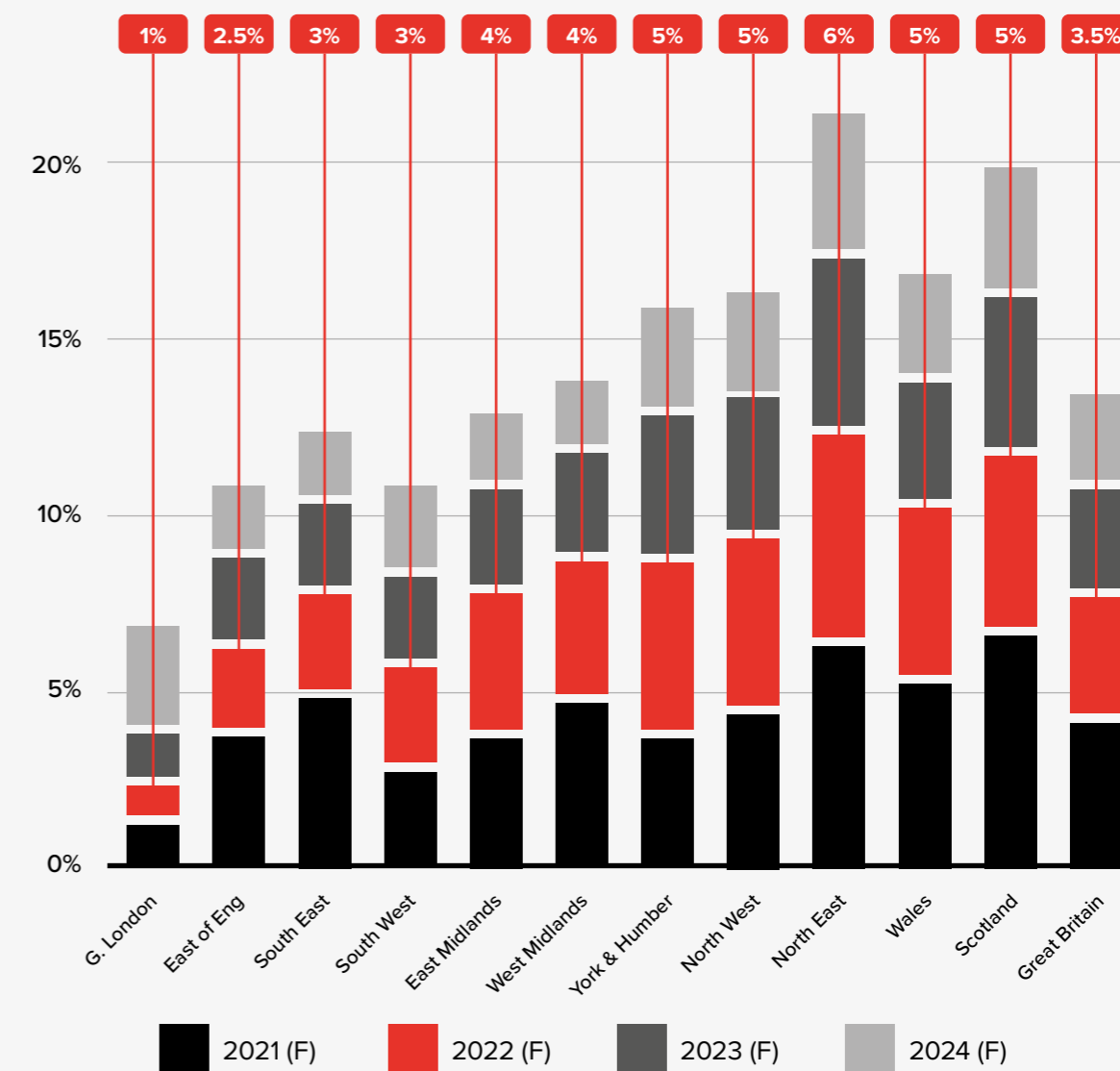
Source: Property Academy Home Moving Trends Survey 2021. Unauthorised reproduction, citation, or distribution prohibited.

What is the most important information for your buyers when searching for a property?

	1 (very important)	2 (important)	3 (not important)	4 (very unimportant)	Not applicable
Quality of photographs	59%	34%	5%	1%	1%
Number of photographs	52%	39%	7%	1%	1%
Floorplans	72%	24%	2%	1%	1%
Virtual viewings	16%	34%	37%	9%	4%
Live viewings	49%	24%	20%	4%	3%
Video / 360 degree tour	21%	39%	31%	6%	3%
Description	56%	35%	6%	2%	1%
Energy Performance Certificate (EPC)	27%	48%	20%	4%	1%
Green credentials	18%	45%	30%	5%	2%
Map and Street View	52%	38%	8%	1%	1%
Local area information	30%	49%	17%	3%	1%
Running costs	29%	51%	17%	2%	1%
Broadband speed	31%	48%	17%	2%	2%
School catchment	17%	19%	20%	11%	33%
Transport links	23%	40%	28%	5%	4%
Buyer guides	18%	41%	31%	6%	4%
Testimonials for the agent	11%	34%	38%	11%	6%

Property Academy Home Moving Trends Survey 2021.
Unauthorised reproduction, citation, or distribution prohibited.

UK House Price Forecast



Source: Hamptons Data.

 Bridgfords
 bridgfords
 Bridgfords
 bridgfords.co.uk

